Amundi DivDAX II UCITS ETF Dist

FACTSHEET

Marketing Communication

31/10/2026

EQUITY

Objective and Investment Policy

The Sub-fund is a passively managed index-tracking UCITS. The Sub-fund replicates the DivDAX® until 8 September 2020 price index with ISIN DE000A0C33C3, from 9 September 2020 performance index with ISIN DE000A0C33D1) (the "Index" of this Sub-fund) as a benchmark and pursues the investment objective of providing investors with a return that tracks the performance of the DivDAX®. The index calculated by STOXX Ltd. Includes the 20 companies of the German benchmark index DAX® with the highest dividend yield. The dividend yield is calculated from the dividends paid divided by the closing price of the equity on the day before the disbursement. The index is an index weighted by free float market capitalization, with a 10% cap on each equity. Weights are adjusted quarterly and the composition is reviewed annually in September. Reweighting operations have an impact on the costs to be paid by the Sub-fund and thus on the performance of the Sub-fund. A tracking error of up to 2% can be expected when linking to the performance of the Index. Information about the index is available online at www.dax-indices.com. In compliance with the investment policy and investment limits described in the investment conditions and prospectus, the Sub-fund shall endeavour to achieve the investment objective by acquiring all (or, exceptionally, a significant number of) parts of the Index in the same proportion as the Index (as determined by the investment manager). Fully replicating ETFs may not hold every part or the exact weighting of a part in the benchmark. Instead, they may seek exposure to a benchmark through the use of optimisation techniques (so-called sampling) and/or investments in securities that are not part of a benchmark. Securities loan transactions and repurchase agreements may not be concluded. The Sub-fund may invest a maximum of 10% of its assets in shares of other domestic or foreign UCITS or CIUs. The use of derivative financial instruments is possible only in special situations in the interest of investors. The value of derivative financial instruments may not exceed 10% of the Sub-fund. At least 92 percent of the value of the UCITS special fund is invested in equity investments as defined by § 2 (8) Investment Tax Act.

Performances from 31/10/2016 to 31/10/2026 (Source : Fund Admin)

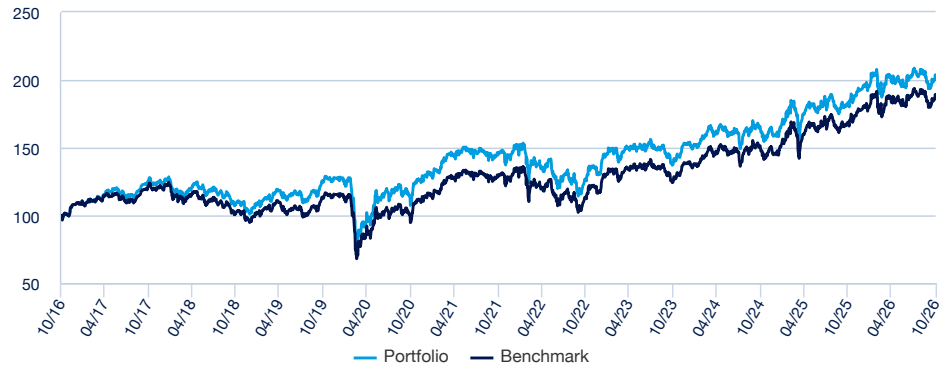

Risk indicators (Source: Fund Admin)

	1 year	3 years	5 years	Inception to date *
Portfolio volatility *	14.78%	15.27%	16.90%	19.41%
Benchmark volatility	14.75%	15.31%	16.94%	19.51%
Ex-post Tracking Error	0.31%	0.35%	0.37%	1.01%
Sharpe ratio	0.71	0.66	0.29	0.31

* Volatility is a statistical indicator that measures an asset's variations around its average value. For example, market variations of +/- 1.5% per day correspond to a volatility of 25% per year. The higher the volatility, the higher the risk.
The Tracking Error indicator measures the performance's difference between the fund and the benchmark

Cumulative returns* (Source: Fund Admin)

Since	YTD 30/12/2025	1 month 30/09/2026	3 months 31/07/2026	1 year 31/10/2025	3 years 31/10/2023	5 years 29/10/2021	Since 30/10/2015
Portfolio	4.92%	3.97%	-1.56%	12.52%	47.51%	41.03%	106.77%
Benchmark	5.75%	4.00%	-1.51%	13.46%	51.29%	47.61%	85.70%
Spread	-0.83%	-0.03%	-0.05%	-0.94%	-3.77%	-6.58%	21.07%

Calendar year performance* (Source: Fund Admin)

	2025	2024	2023	2022	2021	2020	2019	2018	2017	2016
Portfolio	21.81%	4.42%	17.12%	-11.01%	13.81%	1.63%	23.34%	-16.39%	13.61%	11.47%
Benchmark	22.86%	5.30%	18.36%	-10.07%	14.53%	-0.98%	19.07%	-19.10%	10.04%	7.76%
Spread	-1.05%	-0.88%	-1.24%	-0.94%	-0.71%	2.61%	4.26%	2.72%	3.57%	3.71%

** Source : Amundi. The above cover complete periods of 12 months for each calendar year.* ***Past performance is no predictor of current and future results and does not guarantee future yield*** *. Any losses or gains do not take into consideration any costs, commissions and fees incurred by the investor in the issue and buyout of the shares (e.g. taxes, brokerage fees or other commissions deducted by the financial intermediary). If performance is calculated in a currency other than the euro, any losses or gains generated can thereby be affected by exchange rate fluctuations (both upward and downward). The discrepancy accounts for the performance difference between the portfolio and the index.*

Amundi DivDAX II UCITS ETF Dist

FACTSHEET

Marketing Communication
31/10/2026

EQUITY

Risk Indicator ***(Source : Fund Admin)***



The SRI represents the risk and return profile as presented in the Key Information Document (KID). The lowest category does not imply that there is no risk. The SRI is not guaranteed and may change over time. The risk indicator assumes you keep the product for 5 years.
The summary risk indicator is a guide to the level of risk of this product compared to other products. It shows how likely it is that the product will lose money because of movement in the markets or because we are not able to pay you.

We have classified this product as 4 out of 7, which is a medium risk class. The risk of potential losses from future performance is therefore classified as medium. In very unfavourable market conditions, it is possible that the ability to execute your redemption requests will be compromised. Additional risks: Market liquidity risk could amplify the variation of product performances. This product does not include any protection from future market performance so you could lose some or all of your investment. Beside the risks included in the risk indicator, other risks may affect the Sub-fund's performance. Further information can be found in the prospectus or the investor information document of Amundi DE.

Characteristics (source: Amundi)

Net Asset Value (NAV)	**D : 214.03 EUR (30/10/2026)**
Assets Under Management (AUM)	**69.76 (million EUR ; 30/10/2026)**
Management fees and other administrative or operating costs	0.25%
ISIN code	**D : DE000ETF9033**
Bloomberg code	**D : E903 GY**
Replication type	**Physical**
Benchmark	**100% GERMANY DIVDAX**
Type of shares	**Distribution**
Last coupon	7.6500 (EUR ; 04/08/2026)
Fund structure	Mutual Fund (FCP) under German law
UCITS compliant	UCITS
Management Company	Amundi Luxembourg SA
Fund manager	06/12/2022: Amundi Asset Management
Primary Market Maker	SOCIETE GENERALE
Administrator	BNP Paribas S.A. Niederlassung Deutschland
Custodian	BNP Paribas S.A. Niederlassung Deutschland
Independent auditor	EY GmbH & Co. KG Wirtschaftsprüfungsgesellschaft
Sub-fund launch date	30/10/2015
Share-class inception date	30/10/2015
First NAV	153.84 (EUR ; 30/10/2015)
Sub-fund reference currency	EUR
Share-class reference currency	EUR
Minimum investment to the secondary market	1 Share(s)
Frequency of NAV calculation	Daily
Dealing times	Orders received each day D day before 4:30 pm
Minimum recommended investment period	5 years
Fiscal year end	June
Performance fees	No
Benchmark index performance record	30/10/2015 : 100.00% GERMANY DIVDAX

Amundi Asset Management, SAS (French : Société par Actions Simplifiée) with a capital of 1 143 615 555 €
AMF approved Portfolio Management Company- GP number 04000036
Corporate address: 91-93, Boulevard Pasteur - 75015 Paris- France 437 574 452 RCS Paris
This material is solely for the attention of “professional” investors.

Amundi DivDAX II UCITS ETF Dist

EQUITY

FACTSHEET
Marketing Communication
31/10/2026

Index Data (Source : Amundi)

Description of the Index

The DivDAX® Total Return Index calculated by Deutsche Börse AG is composed of the 15 companies from the leading German index, the DAX®, with the highest dividend yields. The dividend yield is calculated by dividing the dividend paid by the closing price of the share on the eve of the payout. The index is weighted by free-float market capitalisation, and a weighting cap of 10% applies for each stock. The weightings are adjusted on a quarterly basis and the index composition is reviewed annually in September. The index was launched on 20 September 1999 with a base level of 100 points.

Information (Source: Amundi)

Asset class : **Equity**
Exposure : **Germany**

Holdings : **20**

Top 10 benchmark holdings (source : Amundi)

	% of assets (Index)
MUENCHENER RUECKVER AG-REG	11.25%
ALLIANZ SE-REG	10.07%
DHL GROUP (XETRA)	9.76%
DEUTSCHE TELEKOM NAM (XETRA)	9.26%
DEUTSCHE BANK NAMEN	9.01%
BASF SE XETRA	8.35%
E.ON SE	7.47%
MERCEDES-BENZ GROUP AG	5.15%
DAIMLER TRUCK HOLDING AG	3.70%
FRESENIUS SE & CO KGAA	3.39%
Total	**77.42%**

For illustrative purposes only and not a recommendation to buy or sell securities.

Geographical breakdown (for illustrative purposes only - Source: Amundi)

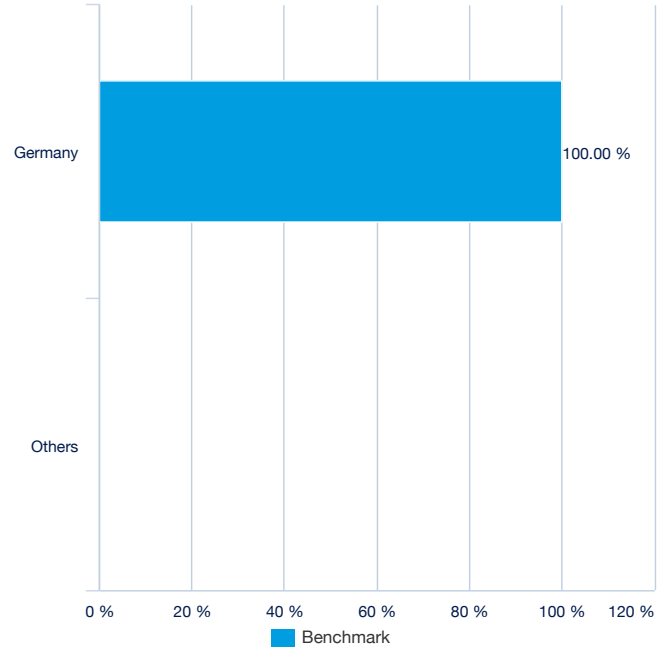

Benchmark Sector breakdown (for illustrative purposes only - Source : Amundi)

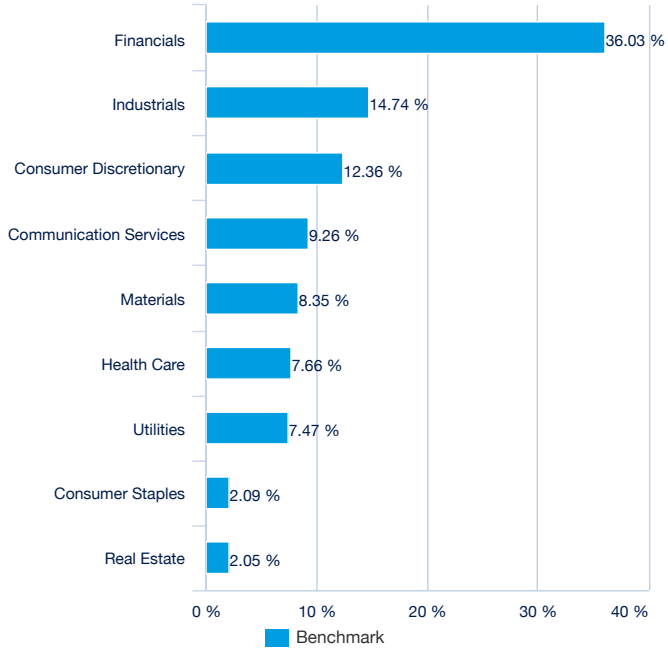

Amundi Investment Solutions

Amundi Asset Management, SAS (French : Société par Actions Simplifiée) with a capital of 1 143 615 555 €
AMF approved Portfolio Management Company- GP number 04000036
Corporate address: 91-93, Boulevard Pasteur - 75015 Paris- France 437 574 452 RCS Paris
This material is solely for the attention of "professional" investors.

EQUITY

Listing data (source : Amundi)

Place	CCY	Bloomberg Ticker	Bloomberg iNAV	Reuters RIC	Reuters iNAV
Deutsche Boerse (Xetra)	EUR	E903 GY	CNAVE903	E903.DE	E903EURINAV=SOLA

Contact

ETF Sales contact

France & Luxembourg	+33 (0)1 76 32 65 76
Germany & Austria	+49 (0) 800 111 1928
Italy	+39 02 0065 2965
Switzerland (German)	+41 44 588 99 36
Switzerland (French)	+41 22 316 01 51
United Kingdom	+44 (0) 20 7 074 9598
United Kingdom (Instit)	+44 (0) 800 260 5644
Netherlands	+31 20 794 04 79
Nordic countries	+46 8 5348 2271
Hong Kong	+65 64 39 93 50
Spain	+34 914 36 72 45

ETF Capital Markets contact

Téléphone	+33 (0)1 76 32 19 93
Bloomberg IB Chat	Capital Markets Amundi ETF
	Capital Markets Amundi HK ETF

ETF Market Makers contact

BNP Paribas	+33 (0)1 40 14 60 01
Kepler Cheuvreux	+33 (0)1 53 65 35 25

Amundi contact

Amundi ETF
90 bd Pasteur
CS 21564
75 730 Paris Cedex 15 - France
Hotline : +33 (0)1 76 32 47 74
info-etf@amundi.com

Index Providers

STOXX and its licensors (the “Licensors”) have no relationship to the Amundi Asset Management, other than the licensing of the Index and the related trademarks for use in connection with the Subfund. STOXX and its Licensors do not : Sponsor, endorse, sell or promote the Subfund. Recommend that any person invest in the Subfund or any other securities. Have any responsibility or liability for or make any decisions about the timing, amount or pricing of Subfund. Have any responsibility or liability for the administration, management or marketing of the Subfund. Consider the needs of the Subfund or the owners of the Subfund in determining, composing or calculating the Index or have any obligation to do so. STOXX and its Licensors will not have any liability in connection with the Subfund. Specifically, STOXX and its Licensors do not make any warranty, express or implied and disclaim any and all warranty about : The results to be obtained by the Subfund, the owner of the Subfund or any other person in connection with the use of the Index and the data included in the Index ; The accuracy or completeness of the Index and its data; The merchantability and the fitness for a particular purpose or use of the Index and its data; STOXX and its Licensors will have no liability for any errors, omissions or interruptions in the Index or its data; Under no circumstances will STOXX or its Licensors be liable for any lost profits or indirect, punitive, special or consequential damages or losses, even if STOXX or its Licensors knows that they might occur. The licensing agreement between the Asset Manager and STOXX is solely for their benefit and not for the benefit of the owners of the Subfund or any other third parties.

Amundi Asset Management, SAS (French : Société par Actions Simplifiée) with a capital of 1 143 615 555 €
AMF approved Portfolio Management Company- GP number 04000036
Corporate address: 91-93, Boulevard Pasteur - 75015 Paris- France 437 574 452 RCS Paris
This material is solely for the attention of “professional” investors.

Important information

Note on the Fund management company and the fund
French fund ''Fonds Commun de Placement'' authorized by the AMF (Autorité des Marchés Financiers), (the ''UCITS'' or the ''Fund'').
The Fund is described in a Key Information Document (KID), or Key Investor Information Document (KIID) for UK investors, and prospectus. The Funds KID, or KIID for UK investors, must be made available to potential subscribers prior to subscription.
The Funds reference material (KIID, prospectus, annual and semi-annual reports) can be obtained from Amundi on request, or obtained via the amundietf.com website.

In the United Kingdom (the "UK"), this website is being issued by Amundi (UK) Limited, 77 Coleman Street, London EC2R 5BJ, UK. Amundi (UK) Limited is authorised and regulated by the Financial Conduct Authority ("FCA") and entered on the FCA's Financial Services Register under number 114503. This may be checked at https://register.fca.org.uk/ and further information of its authorisation is available on request. Each fund and its relevant sub-fund(s) under its respective fund range that is referred to in this website (each, a "Fund") is a recognised collective investment scheme for the purposes of Section 264 of the Financial Services and Markets Act 2000 (the "FSMA").
Potential investors in the UK should be aware that none of the protections afforded by the UK regulatory system will apply to an investment in a Fund and that compensation will not be available under the UK Financial Services Compensation Scheme.
Regarding Funds admitted on a regulated market, the listing is subject to a volatility control mechanisms to ensure that the ETF price does not deviate significantly from a reference price set by the listing rules of the relevant regulated market, notably through the implementation of a trading halt mechanism in case of significant deviation from this reference price.
The Fund offers no capital guarantee. Investors may not get back the full amount of their initial investment, particularly in the event that the benchmark index falls. Subscribing to a UCITS may involve risks. Potential investors are advised to read the Funds risk profile, which is described in detail in the prospectus. The amount that is reasonable to invest in the Fund will depend on the personal circumstances of each investor. To determine this amount, investors should take into account their financial situation, personal assets, and current and future requirements, as well as considering their willingness to accept risks or conversely their preference to invest cautiously. Investors are also strongly recommended to sufficiently diversify their investments so as to avoid being exposed solely to the risks of this Fund. Investors should therefore seek advice in this regard from their usual advisors (legal, tax, financial and/or accounting) before purchasing any units of the Fund.
The source of the data contained in this document is Amundi Asset Management unless otherwise stated.

Policy regarding portfolio transparency and warning on secondary market
The policy regarding portfolio transparency and information on the funds assets are available on amundietf.com. Shares purchased on the secondary market cannot usually be sold directly back to the fund. Investors must buy and sell shares on a secondary market with the assistance of an intermediary (e.g. a stockbroker) and may incur fees for doing so. Investors may pay more than the current net asset value when buying shares and may receive less than the current net asset value when selling them.