Amundi Nasdaq-100 Daily (2x) Leveraged UCITS ETF Acc

FACTSHEET

Marketing Communication

31/10/2026

EQUITY

Objective and Investment Policy

The Fund is a passively managed index-based UCITS. The Fund's objective is to gain exposure to the US equity market by tracking the NASDAQ-100 Leveraged Notional Net Return Index (the "Benchmark"), denominated in US dollars (USD), representing a 2x leverage strategy reset daily on the NASDAQ-100® Index (the "Parent Index"), representing the 100 largest US technology companies, while minimising the tracking error between the Fund's performance and that of the Benchmark. The expected level of the Tracking Error under normal market conditions is indicated in the Fund prospectus. The daily reset of leverage means that, over a business period longer than one business day, the total performance of the Fund may not be equal to twice the performance of the Parent Index, which could lead to a decline in the Fund even though the Parent Index would increase over the same period. Over a period of one business day, any depreciation of the Parent Index will result in a greater depreciation of the Fund's net asset value. The website https://indexes.nasdaqomx.com/ contains more detailed information on the Benchmark. The Fund aims to achieve its objective by means of indirect replication, namely by entering into one or more OTC swaps (financial futures instruments, "FFIs"). The Fund may invest in a diversified portfolio of international shares whose performance will be exchanged against that of the Benchmark through FFIs. The updated composition of the portfolio of securities held by the Fund is mentioned on the website amundietf.com. In addition, the indicative net asset value appears on the Fund's Reuters and Bloomberg pages and may also be mentioned on the Fund's stock exchange websites. The Fund is eligible for the French Plan d'Epargne en Actions (PEA) and, consequently, invests a minimum of 75% of its assets in the shares of European Union countries.

Performances from 31/10/2016 to 30/10/2026 (Source : Fund Admin)

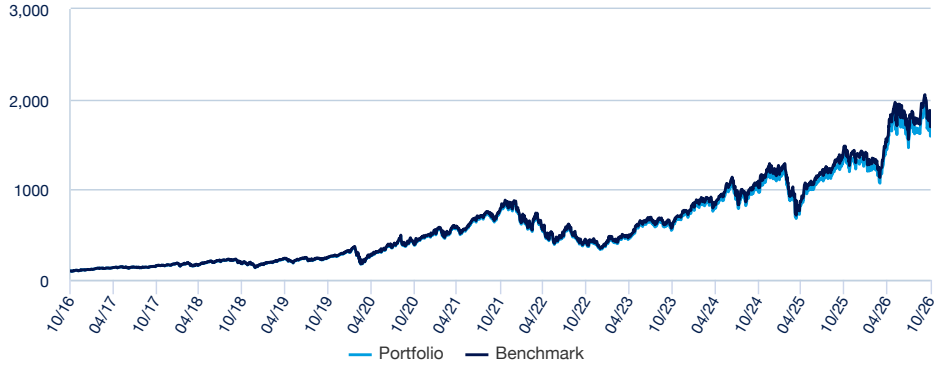

Risk indicators (Source: Fund Admin)

	1 year	3 years	5 years	Inception to date *
Portfolio volatility *	37.83%	38.35%	41.86%	38.28%
Benchmark volatility	37.84%	38.36%	41.85%	-
Ex-post Tracking Error	0.04%	0.05%	0.06%	-
Sharpe ratio	0.33	0.90	0.32	0.66

* Volatility is a statistical indicator that measures an asset's variations around its average value. For example, market variations of +/- 1.5% per day correspond to a volatility of 25% per year. The higher the volatility, the higher the risk.
The Tracking Error indicator measures the performance's difference between the fund and the benchmark

Cumulative returns* (Source: Fund Admin)

Since	YTD 31/12/2025	1 month 30/09/2026	3 months 31/07/2026	1 year 31/10/2025	3 years 31/10/2023	5 years 29/10/2021	Since 27/06/2006
Portfolio	23.74%	-12.10%	1.80%	14.62%	179.77%	106.87%	11,832.36%
Benchmark	24.64%	-12.03%	2.05%	15.55%	185.52%	114.53%	-
Spread	-0.90%	-0.07%	-0.25%	-0.92%	-5.75%	-7.66%	-

Calendar year performance* (Source: Fund Admin)

	2025	2024	2023	2022	2021	2020	2019	2018	2017	2016
Portfolio	14.97%	52.51%	110.24%	-57.69%	67.05%	74.02%	85.72%	-3.75%	49.17%	12.27%
Benchmark	15.52%	53.58%	111.86%	-57.32%	67.83%	74.77%	86.51%	-3.15%	50.23%	13.15%
Spread	-0.56%	-1.07%	-1.62%	-0.37%	-0.78%	-0.75%	-0.79%	-0.60%	-1.06%	-0.87%

** Source : Amundi. The above cover complete periods of 12 months for each calendar year.* ***Past performance is no predictor of current and future results and does not guarantee future yield*** *. Any losses or gains do not take into consideration any costs, commissions and fees incurred by the investor in the issue and buyout of the shares (e.g. taxes, brokerage fees or other commissions deducted by the financial intermediary). If performance is calculated in a currency other than the euro, any losses or gains generated can thereby be affected by exchange rate fluctuations (both upward and downward). The discrepancy accounts for the performance difference between the portfolio and the index.*

Amundi Nasdaq-100 Daily (2x) Leveraged UCITS ETF Acc

FACTSHEET

Marketing Communication
31/10/2026

EQUITY

Risk Indicator ***(Source : Fund Admin)***



Lower Risk — Higher Risk

The SRI represents the risk and return profile as presented in the Key Information Document (KID). The lowest category does not imply that there is no risk. The SRI is not guaranteed and may change over time. The risk indicator assumes you keep the product for 1 Day.
The summary risk indicator is a guide to the level of risk of this product compared to other products. It shows how likely it is that the product will lose money because of movement in the markets or because we are not able to pay you.

We have classified this product as 6 out of 7, which is the second highest risk class. This rates the potential losses from future performance at a high level, and poor market conditions are very likely to impact our capacity to pay you. Additional risks: Market liquidity risk could amplify the variation of product performances. This product does not include any protection from future market performance so you could lose some or all of your investment. Beside the risks included in the risk indicator, other risks may affect the Sub-fund's performance. Please refer to the MULTI UNITS FRANCE prospectus.

Characteristics (source: Amundi)

Net Asset Value (NAV)	**A : 9.03 EUR (30/10/2026)**
Assets Under Management (AUM)	**1,200.55 (million EUR ; 30/10/2026)**
ISIN code	**A : FR0010342592**
Replication type	**Synthetical**
Benchmark	**100% NASDAQ 100 LEVERAGE NOTIONAL NET RETURN**
Type of shares	**Accumulation**
Last coupon	0.3200 (EUR ; 07/12/2011)
Fund structure	SICAV under French law
UCITS compliant	UCITS
Management Company	Amundi Asset Management
Primary Market Maker	SOCIETE GENERALE
Administrator	SOCIETE GENERALE
Custodian	SGSS - Paris
Independent auditor	Deloitte & Associés
Sub-fund launch date	27/06/2006
Share-class inception date	27/06/2006
First NAV	15.33 (EUR ; 27/06/2006)
Sub-fund reference currency	EUR
Share-class reference currency	EUR
Minimum investment to the secondary market	1 Share(s)
Frequency of NAV calculation	Daily
Dealing times	Orders received each day D day before 6.30 pm
Fiscal year end	October
Performance fees	No
Benchmark index performance record	09/07/2007 : 100.00% NASDAQ 100 LEVERAGE NOTIONAL NET RETURN

Amundi Nasdaq-100 Daily (2x) Leveraged UCITS ETF Acc

FACTSHEET

Marketing Communication
31/10/2026

EQUITY

Index Data (Source : Amundi)

Description of the Index

The Nasdaq 100 Leveraged Notional Net Total Return Index is a strategy index that reflects the performance of the NASDAQ-100 (NDX) index with a daily leverage effect of 2x, meaning that if the underlying index increases by 2% on a trading day, the leveraged index increases by 4% on the same trading day, minus borrowing costs, and vice versa.
The double performance is achieved by doubling, on each trading day, the investment, through borrowing, in the basket of stocks of the index.
The borrowing cost is taken into account in the calculation of the Nasdaq 100 Leveraged Notional Net Total Return Index.

Information (Source: Amundi)

Asset class : **Equity**
Exposure : **USA**

Holdings : **101**

Top 10 benchmark holdings (source : Amundi)

	% of assets (Index)
NVIDIA CORP	8.09%
APPLE INC	8.00%
MICROSOFT CORP	6.18%
MICRON TECHNOLOGY INC	4.58%
AMAZON.COM INC	4.13%
ADVANCED MICRO DEVICES	4.01%
TESLA INC	3.33%
META PLATFORMS INC-CLASS A	2.92%
SPACE EXPLORATION TECHN-CL A	2.68%
ALPHABET INC CL A	2.62%
Total	**46.52%**

For illustrative purposes only and not a recommendation to buy or sell securities.

Geographical breakdown (for illustrative purposes only - Source: Amundi)

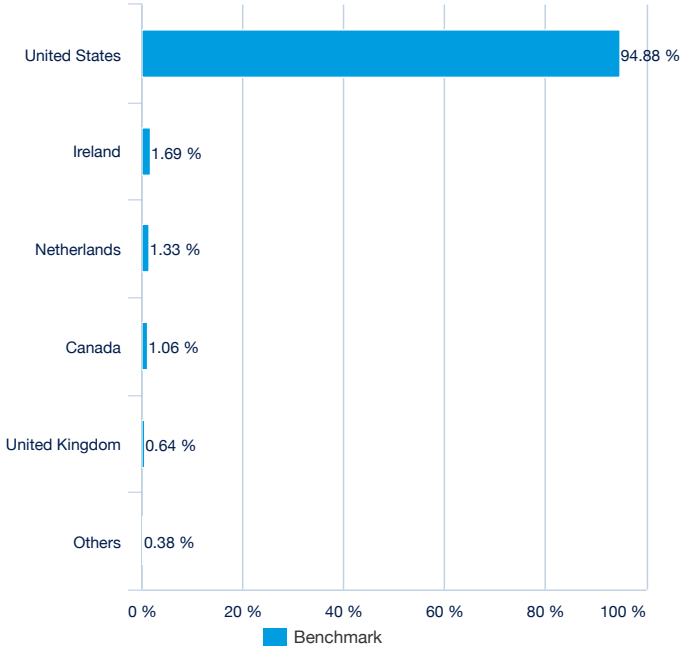

Benchmark Sector breakdown (for illustrative purposes only - Source : Amundi)

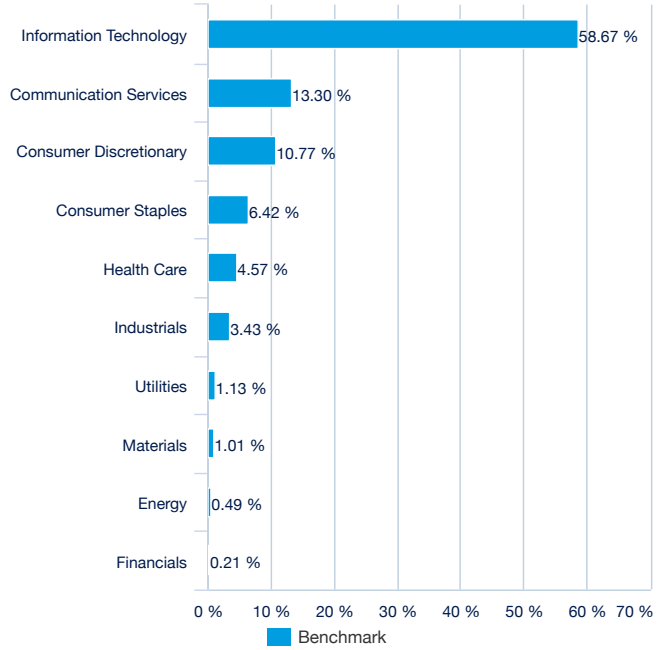

EQUITY

Listing data (source : Amundi)

Place	CCY	Bloomberg Ticker	Bloomberg iNAV	Reuters RIC	Reuters iNAV
Deutsche Boerse (Xetra)	EUR	L8I7 GY	LQQIV	L8I7.DE	LQQINAV=SOLA
Euronext Paris	EUR	LQQ FP	LQQIV	LQQ.PA	LQQINAV=SOLA
Euronext Milan	EUR	LQQ IM	LQQIV	LQQA.MI	LQQINAV=SOLA

Index Providers

Important information

Note on the Fund management company and the fund

The Fund is described in a Key Information Document (KID), or Key Investor Information Document (KIID) for UK investors, and prospectus. The Funds KID, or KIID for UK investors, must be made available to potential subscribers prior to subscription.
The prospectus in Dutch for French UCITS ETFs, for Luxembourg UCITS ETFs and Irish ETFs, and the KID in English are available free of charge on www.amundi.com. They are also available from the headquarters of Amundi Luxembourg S.A. (as the management company of Amundi Index Solutions and Multi Units Luxembourg), or the headquarters of Amundi Asset Management (as the management company of French FCPs and Multi Units France), or at the headquarters of Amundi Ireland Limited (as the management company of Amundi ETF ICAV and Amundi ETF II ICAV). Regarding Funds admitted on a regulated market, the listing is subject to a volatility control mechanisms to ensure that the ETF price does not deviate significantly from a reference price set by the listing rules of the relevant regulated market, notably through the implementation of a trading halt mechanism in case of significant deviation from this reference price.

The Fund offers no capital guarantee. Investors may not get back the full amount of their initial investment, particularly in the event that the benchmark index falls. Subscribing to a UCITS may involve risks. Potential investors are advised to read the Funds risk profile, which is described in detail in the prospectus. The amount that is reasonable to invest in the Fund will depend on the personal circumstances of each investor. To determine this amount, investors should take into account their financial situation, personal assets, and current and future requirements, as well as considering their willingness to accept risks or conversely their preference to invest cautiously. Investors are also strongly recommended to sufficiently diversify their investments so as to avoid being exposed solely to the risks of this Fund. Investors should therefore seek advice in this regard from their usual advisors (legal, tax, financial and/or accounting) before purchasing any units of the Fund.
The source of the data contained in this document is Amundi Asset Management unless otherwise stated.

Policy regarding portfolio transparency and warning on secondary market
The policy regarding portfolio transparency and information on the funds assets are available on amundietf.com. Shares purchased on the secondary market cannot usually be sold directly back to the fund. Investors must buy and sell shares on a secondary market with the assistance of an intermediary (e.g. a stockbroker) and may incur fees for doing so. Investors may pay more than the current net asset value when buying shares and may receive less than the current net asset value when selling them.