Amundi MSCI World ESG Selection UCITS ETF Hedged EUR Acc

FACTSHEET

Marketing Communication

31/10/2026

EQUITY

Objective and Investment Policy

This Sub-Fund is passively managed. The objective of this Sub-Fund is to track the performance of MSCI World ESG Selection P-Series 5% Issuer Capped Index (the "Index"). The anticipated level of tracking error under normal market conditions is indicated in the Sub-Fund's prospectus. The Index is a Net Total Return Index: dividends net of tax paid by the index constituents are included in the Index return. The Index is an equity index based on the MSCI World Index ("Parent Index"), representative of the large and mid-cap securities of the 23 developed countries and issued by companies that have the highest Environmental, Social and Governance (ESG) rating in each sector of the Parent Index. Equities comprised in the Index are selected by applying a combination of values based exclusions and a best-in-class selection process to companies in the Parent Index. The methodology aims to include the securities of companies with the highest ESG ratings making up 50% of the market capitalization in each Global Industry Classification Standard (GICS) sector of the Parent Index. The Index applies exclusions to companies involved in activities considered non-aligned with the Paris Climate Agreement (coal extraction, oil, etc.). For further information on the exclusions applied by the Index pursuant to the EU Paris-aligned Benchmarks (PAB), please refer to the "Guidelines on funds' names using ESG or sustainability-related terms" section of the Prospectus. Limits of the methodology of the Index are described in the prospectus of the Sub-Fund through risk factors, such as sustainable Investment Risk. More information about the composition of the Index and its operating rules are available in the prospectus and at: www.msci.com The Index value is available via Bloomberg (MXWOESL5). The exposure to the Index will be achieved through a Direct Replication, mainly by making direct investments in transferable securities and/or other eligible assets representing the Index constituents in a proportion extremely close to their proportion in the index. The Investment Manager will be able to use derivatives in order to deal with inflows and outflows and also if it allows a better exposition to an Index constituent. In order to generate additional income to offset its costs, the Sub-Fund may also enter into securities lending operations.

Performances from 25/04/2024 to 30/10/2026 (Source : Fund Admin)

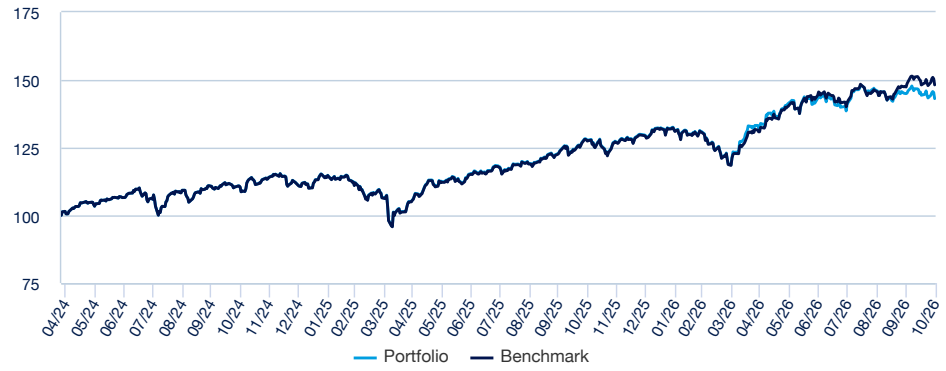

Risk indicators (Source: Fund Admin)

	1 year	Inception to date *
Portfolio volatility *	12.25%	13.24%
Benchmark volatility	11.75%	13.07%
Sharpe ratio	0.81	0.92

* Volatility is a statistical indicator that measures an asset's variations around its average value. For example, market variations of +/- 1.5% per day correspond to a volatility of 25% per year. The higher the volatility, the higher the risk.

Cumulative returns* (Source: Fund Admin)

	YTD	1 month	3 months	1 year	3 years	5 years	Since
Since	31/12/2025	30/09/2026	31/07/2026	31/10/2025	-	-	25/04/2024
Portfolio	11.16%	-1.26%	0.99%	11.96%	-	-	43.10%
Benchmark	15.32%	0.53%	4.05%	16.13%	-	-	48.16%
Spread	-4.16%	-1.79%	-3.06%	-4.17%	-	-	-5.07%

Calendar year performance* (Source: Fund Admin)

	2025	2024	2023	2022	2021
Portfolio	16.13%	-	-	-	-
Benchmark	15.99%	-	-	-	-
Spread	0.15%	-	-	-	-

** Source : Amundi. The above cover complete periods of 12 months for each calendar year.* ***Past performance is no predictor of current and future results and does not guarantee future yield*** *. Any losses or gains do not take into consideration any costs, commissions and fees incurred by the investor in the issue and buyout of the shares (e.g. taxes, brokerage fees or other commissions deducted by the financial intermediary). If performance is calculated in a currency other than the euro, any losses or gains generated can thereby be affected by exchange rate fluctuations (both upward and downward). The discrepancy accounts for the performance difference between the portfolio and the index.*

Amundi MSCI World ESG Selection UCITS ETF Hedged EUR Acc

FACTSHEET

Marketing Communication
31/10/2026

EQUITY

Risk Indicator ***(Source : Fund Admin)***



The SRI represents the risk and return profile as presented in the Key Information Document (KID). The lowest category does not imply that there is no risk. The SRI is not guaranteed and may change over time. The risk indicator assumes you keep the product for 5 years.
The summary risk indicator is a guide to the level of risk of this product compared to other products. It shows how likely it is that the product will lose money because of movement in the markets or because we are not able to pay you.

We have classified this product as 4 out of 7, which is a medium risk class. This rates the potential losses from future performance at a medium level, and poor market conditions could impact our capacity to pay you. Additional risks: Market liquidity risk could amplify the variation of product performances. This product does not include any protection from future market performance so you could lose some or all of your investment. Beside the risks included in the risk indicator, other risks may affect the Sub-Fund's performance. Please refer to the AMUNDI ETF ICAV prospectus.

Characteristics (source: Amundi)

Net Asset Value (NAV)	**A : 14.31 EUR (30/10/2026)**
Assets Under Management (AUM)	**2,207.83 (million EUR ; 30/10/2026)**
Management fees and other administrative or operating costs	0.20%
ISIN code	**A : IE0004CIQ1O4**
Replication type	**Physical**
Benchmark	**100% MSCI WORLD ESG SELECTION P-SERIES 5% ISSUER CAPPED INDEX**
Type of shares	**Accumulation**
Fund structure	ICAV Irish
UCITS compliant	UCITS
Management Company	Amundi Ireland Limited
Fund manager	06/07/2023: Amundi Asset Management
Primary Market Maker	
Administrator	HSBC Securities Services (Ireland) DAC
Custodian	HSBC Continental Europe
Independent auditor	PRICEWATERHOUSECOOPERS
Sub-fund launch date	06/07/2023
Share-class inception date	25/04/2024
First NAV	10.00 (EUR ; 25/04/2024)
Sub-fund reference currency	USD
Share-class reference currency	EUR
Minimum investment to the secondary market	1 Share(s)
Frequency of NAV calculation	Daily
Dealing times	Orders received each day D day before 6.30 pm
Fiscal year end	December
Performance fees	No
Benchmark index performance record	01/04/2026 : 100.00% MSCI WORLD ESG SELECTION P-SERIES 5% ISSUER CAPPED INDEX 18/04/2024 : 100.00% MSCI WORLD ESG SELECTION P-SERIES 5% ISSUER CAPPED HEDGED EUR

Amundi MSCI World ESG Selection UCITS ETF Hedged EUR Acc

EQUITY

FACTSHEET

Marketing Communication
31/10/2026

Meet the Team



Lionel Brafman
Head of the Index & Multistrategies team



Liang Hong
Portfolio Manager



David Heard
Co-Portfolio Manager

Index Data (Source : Amundi)

Description of the Index

The Index is an equity index based on the MSCI World Index ("Parent Index"), representative of the large and mid-cap securities of the 23 developed countries and issued by companies that have the highest Environmental, Social and Governance (ESG) rating in each sector of the Parent Index. Equities comprised in the Index are selected by applying a combination of values based exclusions and a best-in-class selection process to companies in the Parent Index. The methodology aims to include the securities of companies with the highest ESG ratings making up 50% of the market capitalization in each Global Industry Classification Standard (GICS) sector of the Parent Index.

Information (Source: Amundi)

Asset class : **Equity**
Exposure : **International**

Holdings : **615**

Top 10 benchmark holdings (source : Amundi)

	% of assets (Index)
MICROSOFT CORP	5.53%
NVIDIA CORP	5.40%
ADVANCED MICRO DEVICES	3.38%
TESLA INC	2.55%
ELI LILLY & CO	2.43%
ASML HOLDING NV	2.39%
ALPHABET INC CL A	2.32%
ALPHABET INC CL C	1.84%
VISA INC-CLASS A SHARES	1.51%
APPLIED MATERIALS INC	1.23%
Total	**28.58%**

For illustrative purposes only and not a recommendation to buy or sell securities.

Geographical breakdown (for illustrative purposes only - Source: Amundi)

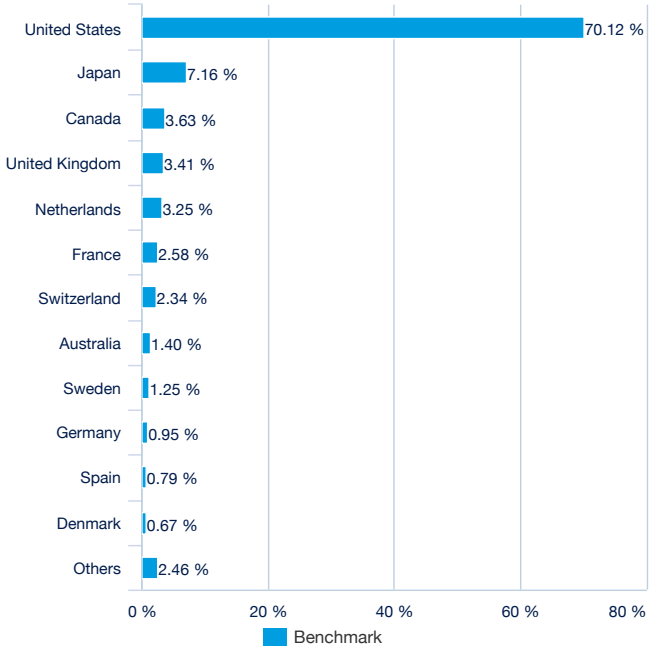

Benchmark Sector breakdown (for illustrative purposes only - Source : Amundi)

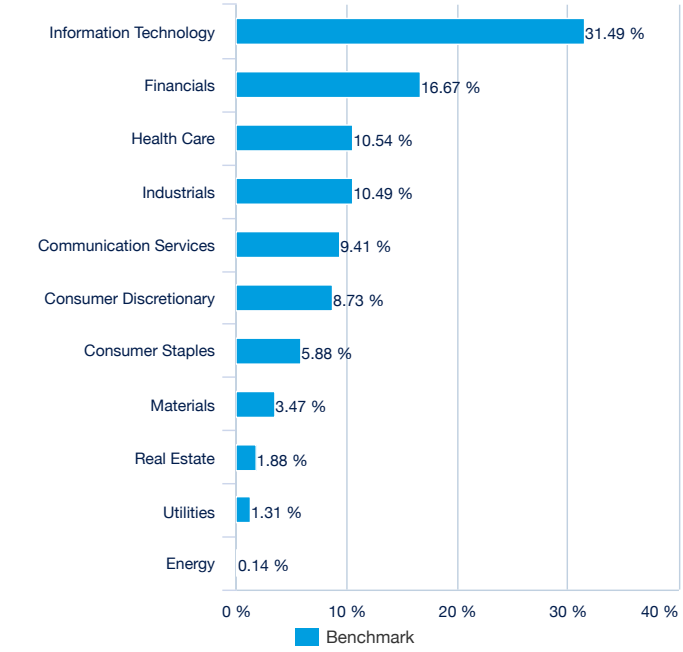

EQUITY

Listing data (source : Amundi)

Place	CCY	Bloomberg Ticker	Bloomberg iNAV	Reuters RIC	Reuters iNAV
Deutsche Boerse (Xetra)	EUR	MWOS GY	MWOSEUIV	MWOS.DE	IMWOSINAV=SOLA
Euronext Paris	EUR	MWOS FP	MWOSEUIV	MWOS.PA	IMWOSINAV=SOLA

Index Providers

THE SUB-FUND IS NOT SPONSORED, ENDORSED, SOLD OR PROMOTED BY MSCI INC. ("MSCI"), ANY OF ITS AFFILIATES, ANY OF ITS INFORMATION PROVIDERS OR ANY THIRD PARTY INVOLVED IN, OR RELATED TO, COMPILING OR CREATING ANY MSCI INDEX (COLLECTIVELY, THE "MSCI PARTIES"). THE MSCI INDICES ARE THE EXCLUSIVE PROPERTY OF MSCI AND ARE SERVICE MARKS OF MSCI OR ITS AFFILIATES. THE MSCI INDICES HAVE BEEN LICENSED FOR USE FOR CERTAIN PURPOSES BY AMUNDI. NONE OF THE MSCI PARTIES MAKES ANY REPRESENTATION OR WARRANTY, EXPRESS OR IMPLIED, TO THE ISSUER OR OWNERS OF THIS SUB-FUND OR ANY OTHER PERSON OR ENTITY REGARDING THE ADVISABILITY OF INVESTING IN SUBFUNDS GENERALLY OR IN THIS PARTICULAR SUB-FUND OR THE ABILITY OF ANY MSCI INDEX TO TRACK CORRESPONDING STOCK MARKET PERFORMANCE. MSCI OR ITS AFFILIATES ARE THE LICENSORS OF CERTAIN TRADEMARKS, SERVICE MARKS AND TRADE NAMES AND OF THE MSCI INDICES WHICH ARE DETERMINED, COMPOSED AND CALCULATED BY MSCI WITHOUT REGARD TO AMUNDI OR THIS SUB-FUND OR THIS SUB-FUND'S UNITHOLDERS OR ANY OTHER PERSON OR ENTITY. NONE OF THE MSCI PARTIES HAS ANY OBLIGATION TO TAKE THE NEEDS OF THE AMUNDI, THIS SUB-FUND'S UNITHOLDERS OR ANY OTHER PERSON OR ENTITY INTOCONSIDERATION IN DETERMINING, COMPOSING OR CALCULATING THE MSCI INDICES. NONE OF THE MSCI PARTIES IS RESPONSIBLE FOR OR HAS PARTICIPATED IN DETERMINATION OF THE TIMING OF, PRICES AT, OR QUANTITIES OF THIS SUB-FUND TO BE ISSUED OR IN THE DETERMINATION OR CALCULATION OF THE EQUATION BY OR THE CONSIDERATION INTO WHICH THIS SUB-FUND IS REDEEMABLE. FURTHERMORE, NONE OF THE MSCI PARTIES HAS ANY OBLIGATION OR LIABILITY TO THE ISSUER OR OWNERS OF THIS SUB-FUND OR ANY OTHER PERSON OR ENTITY IN CONNECTION WITH THE ADMINISTRATION, MARKETING OR OFFERING OF THIS SUB-FUND. ALTHOUGH MSCI SHALL OBTAIN INFORMATION FOR INCLUSION IN OR FOR USE IN THE CALCULATION OF THE MSCI INDICES FROM SOURCES THAT MSCI CONSIDERS RELIABLE, NONE OF THE MSCI PARTIES WARRANTS OR GUARANTEES THE ORIGINALITY, ACCURACY AND/OR THE COMPLETENESS OF ANY MSCI INDEX OR ANY DATA INCLUDED THEREIN. NONE OF THE MSCI PARTIES MAKES ANY WARRANTY, EXPRESS OR IMPLIED, AS TO RESULTS TO BE OBTAINED BY THE ISSUER OF THE SUB-FUND, OWNERS OF THE SUB-FUND, OR ANY OTHER PERSON OR ENTITY, FROM THE USE OF ANY MSCI INDEX OR ANY DATA INCLUDED THEREIN. NONE OF THE MSCI PARTIES SHALL HAVE ANY LIABILITY FOR ANY ERRORS, OMISSIONS OR INTERRUPTIONS OF OR IN CONNECTION WITH ANY MSCI INDEX OR ANY DATA INCLUDED THEREIN. FURTHERMORE, NONE OF THE MSCI PARTIES MAKES ANY EXPRESS OR IMPLIED WARRANTIES OF ANY KIND, AND THE MSCI PARTIES HEREBY EXPRESSLY DISCLAIM ALL WARRANTIES OF MERCHANTABILITY AND FITNESS FOR A PARTICULAR PURPOSE, WITH RESPECT TO EACH MSCI INDEX AND ANY DATA INCLUDED THEREIN. WITHOUT LIMITING ANY OF THE FOREGOING, IN NO EVENT SHALL ANY OF THE MSCI PARTIES HAVE ANY LIABILITY FOR ANY DIRECT, INDIRECT, SPECIAL, PUNITIVE, CONSEQUENTIAL OR ANY OTHER DAMAGES (INCLUDING LOST PROFITS) EVEN IF NOTIFIED OF THE POSSIBILITY OF SUCH DAMAGES.

Amundi Asset Management, SAS (French : Société par Actions Simplifiée) with a capital of 1 143 615 555 €
AMF approved Portfolio Management Company- GP number 04000036
Corporate address: 91-93, Boulevard Pasteur - 75015 Paris- France 437 574 452 RCS Paris

Important information

mentions_legales_Amundi_ETF_ICAV_Ireland